

FICHA TÉCNICA

Bloque de aluminio para vidrios de 12 - 12.76 mm

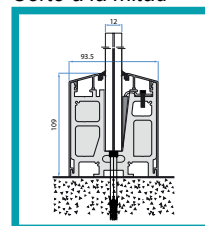
Carbone QuickGlass

DESCRIPCIÓN

Bloque de aluminio para vidrios de 12 - 12.76 mm e usa para fijar los vidrios al suelo sin postes. De 150 mm, incluye tacos de anclaje, cuñas de vidrio de PVC. Diseño de autonivelacion del vidrios. Cada pieza tiene un nivel incorporado. *Comprar una Cuña por cada bloque de aluminio cuando use vidrio de 17.14 mm* código: **GC50-6548KM**

Cuña para vidrio 17.14

Corte a la mitad



CÓDIGO

GC50-6548

Marca: Carbone QuickGlass

Longitud: 150 mm

Alto: 109 mm

Nivel: Incluido

Material: Aluminio

Para Vidrio: 12 - 12.76 mm

Certificados: CE ISO9001-2008, UNI10807

Resistencia impacto: 50 Kg, 100 kg con vidrio laminado

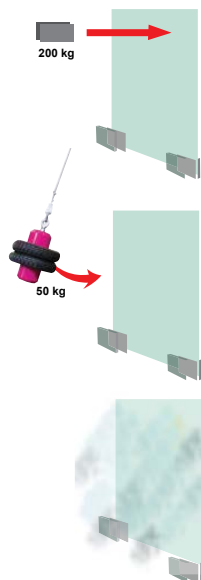
de 12.76 mm

Resistencia Fuerza Horizontal: 2000 N/m

Tacos: Incluido

Cuñas de vidrio de PVC: Incluido

Procedencia: Importado



Resistencia Fuerza Horizontal


El producto fue testeado mediante una prueba, la cual consiste en aplicar un esfuerzo de 2000 N / m de forma horizontal en el nivel de pasamanos durante 900 segundos. Cuando la fuerza se libera no debe haber ninguna fractura o signos evidentes de deformación. En base a vidrio Laminado - templado de 17.14 mm.

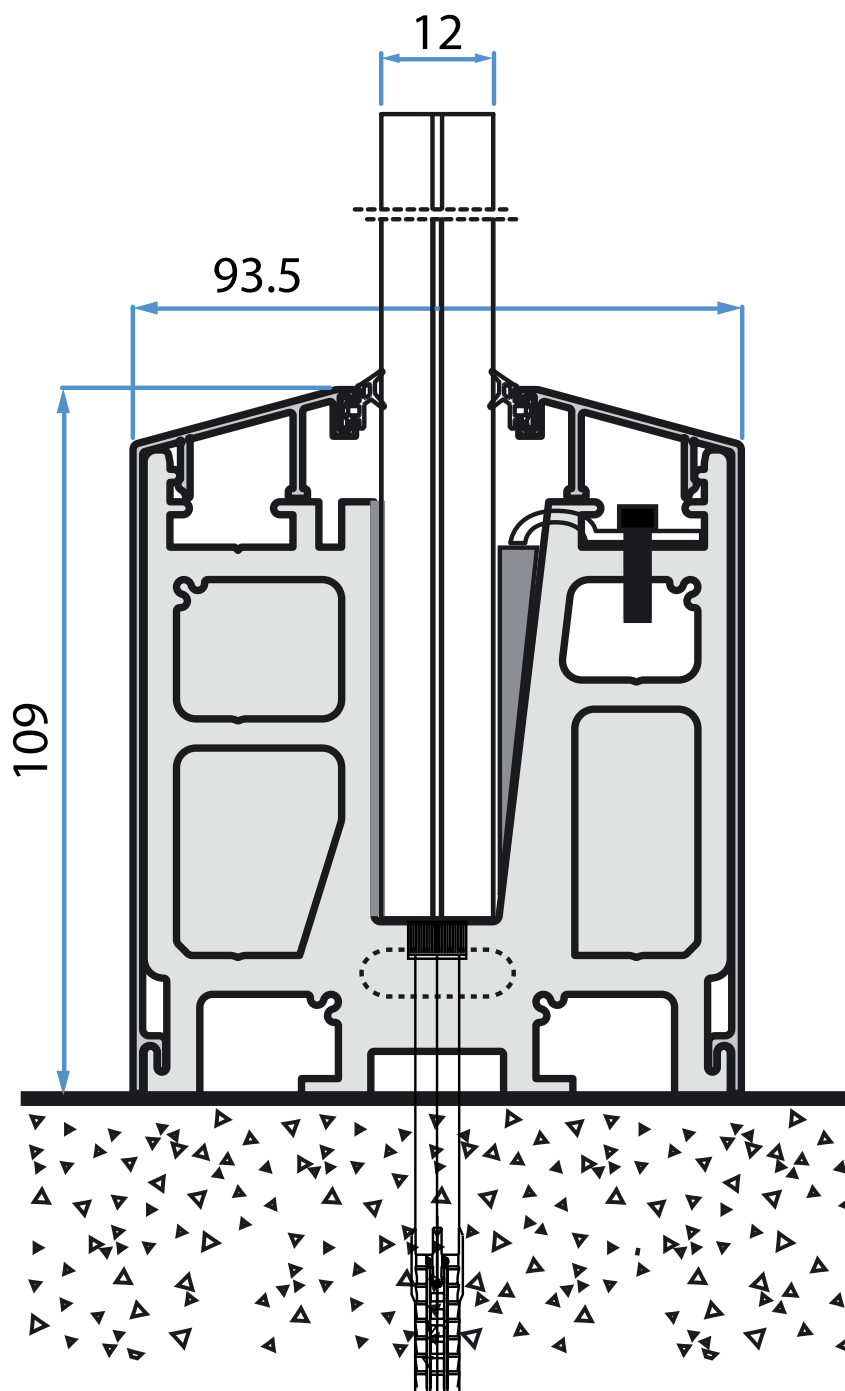
Resistencia al Impacto

El producto fue testeado mediante una prueba, la cual consiste en impactar al vidrio soportado por los bloques de aluminio, el impacto es en el punto crítico de la estructura. Se deja caer 50 Kg desde 30 cm de distancia como esta descrito en la norma UNI 10807. Al final de la prueba el bloque de aluminio no debe de presentar ninguna deformación. En base a vidrio Laminado - Templado de 17.14 mm.

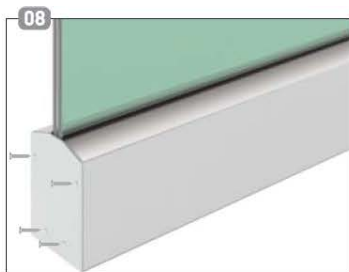
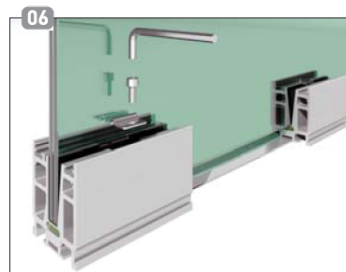
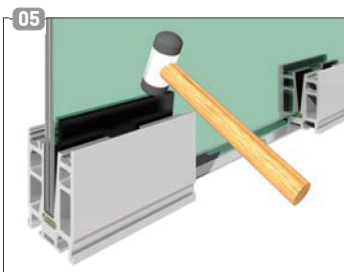
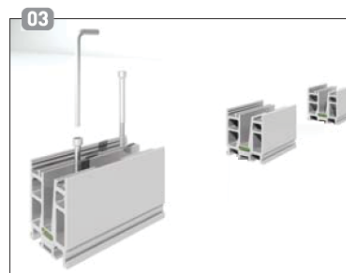


Resistencia a la corrosión

Los productos se han colocado dentro de una sala de niebla salina, para llevar a cabo la prueba según la norma ISO 9227:2006





Instrucciones de Instalación C-50





ISO9001-2008 CERTIFIED

ANODIZING LIMITED WARRANTY

Thank you for purchasing our anodized coated fittings. We are pleased to present you with Empresas Carbone's limited warranty for railing fittings.

The Limited Warranty period for each of these limited Warranties starts on the date of substantial completion, effective date, but the effective date should not be later than 6 months from Empresas Carbone delivery date. Customer is responsible for notifying Empresas Carbone of the date of substantial completion. Should customer fail to notify Empresas Carbone, the effective date, for purposed of this limited warranty, will be Empresas Carbone's delivery date.

The anodization coating should be minimum 10 microns, the avarege is 12 microns for the railing systems

Empresas Carbone warrants (5 / 10 / 15) years after the Effective date, the anodized finish:

- 5 years near seaside / the places which are close to sea.
- 10 years for the common climates.
- 15+ years for indoor applications.

If you believe that the anodizing perfomed by Empresas Carbone has failed to comply with the terms of this limited warranty, you must notify Empresas Carbone of the alleged failure in writing thirty (30) days after your discovery of the alleged defect, otherwise this Warranty is void as to that claim. Upon receipt of your written notice of claim, Empresas Carbone will determine the exact cause of the failure using necessary testing procedures as specifically as possible. Your cooperation and assistance will be necessary to make these deteminations. Should Empresas Carbone determine, at its sole discretion, that the anodizing perfomed by Empresas Carbone has failed to comply with the terms of this Limited Warranty, Empresas Carbone will repair or replace the part, at its sole discretion. If Empresas Carbone refinishes, it will use anodizing. Empresas Carbone reserves the right to approve any contract between customer and any third party for the purpose of correcting the defective product. This limited warranty only applies to the part refinished, repaired, or replaced for the unexpired portion of the warranty period.

This limited warranty does not appply when the failure is caused by events or circumstance beyond our control. Such intervening events or circumstances include, but are not limited to the following:

- Acts of nature;
- Fire, flood, or other casualty or physical damage;
- Government restrictions;
- Acts of aggression or terrorism by any person or entity;
- Harmful fumes or foreign substances in the environment;
- Improper storage of the part or product before installation;
- Product failure due to improper usage and/or application;
- Use of improper chemical cleaning agents;
- Corrosive atmosphere found in the interior of buildings, which affect the interior surface of material;
- Excessive building movements;
- Work performed or materials supplied by others;
- Post forming or welding of parts;
- Improper treatment of finished material, such as scratching or abrading during installation;
- Corrosion of the metal substrate

In the event of a material breach by the customer of any of the conditions of this limited warranty, Empresas Carbone shall have no liability for any product failure claims. Empresas Carbone will not be liable for indirect, incidental or consequential damages of any kind. The limited warranty of any products replaced or repaired under this limited warranty shall be limited to the remainder of the original warranty period. Empresas Carbone reserves the right to reasonable field access to diagnose and repair any product alleged to be defective.

By proceeding to use our products and services on your project, you accept the terms of these limited warranties.

Description of sample*

The test sample consists of an aluminum and glass railing, customs code 76169990, with the following dimensions:

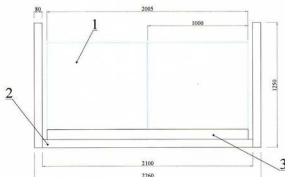
- overall width = 2500 mm;
- overall height = 1000 mm.

The sample is made up of:

- 2 panels of laminated tempered glass 8+8+1,50;
- glass support, length 150 mm and height 100 mm, consisting in 4 aluminum profiles and 1 aluminum profile, length 300 mm and height 100 mm;
- aluminum frame.

Further details of sample technical specifications can be seen in Customer-supplied schematic drawings shown hereafter.

SAMPLE DRAWING




Key


Symbol	Description
1	Laminated and tempered glass, overall thickness 16 mm (8+8+1,50) and width 1000 mm
2	Aluminum support for glass
3	Iron "U" shape

(*) according to that stated by the Customer





Sample photograph.



Close-up.

Normative references

Test was carried out according to the requirements of the following standards:

- NF P01-013:1988 dated August 1988 "Essais des garde-corps. Méthodes et critères";
- NF P08-301:1991 dated April 1991 "Ouvrages verticaux des constructions - Essais de résistance aux chocs - Corps de chocs - Principe et modalités générales des essais de choc";
- UNI 10807:1999 dated 31/01/1999 "Ringhiere, balaustra o parapetti prefabbricati - Determinazione della resistenza meccanica ai carichi dinamici".

Test apparatus

Resistance to static loading

The following equipment was used to carry out the resistance to static loading test:

- steel frame simulating actual mounting of the sample to the floor;
- set of weights;
- electronic displacement transducer for measuring deflection complete with calibration report issued by Istituto Giordano S.p.A.;
- AEP 2500 kg loading unit;
- measuring tape.

Resistance to dynamic load

The test was performed using a spherico-conical bag, diameter 400 mm and height 600 mm, filled with hardened solid glass spheres, diameter 3 mm, until reaching 50 kg overall mass, and suspended by an inextensible cable of negligible mass so that when hanging at rest it makes contact with the sample at the desired point of impact.



Test method

Whilst secured just to the floor, the sample underwent the following tests:

- 1,0 kN/m horizontal static preloading on handrail, totaling 1,3 kN;
- removal of load;
- 1,0 kN/m horizontal static preloading on the upper edge of the glass, totaling 1,3 kN, with recording of deformation;
- horizontal static safety loading on the upper edge of the glass with coefficient of 1,7 for aluminum, totaling 2,21 kN, with recording of deformation;
- verification of maximum permanent set "a" after removal of safety load using the following equation:

$$a = \frac{8 \cdot X}{1000}$$

where: X = height of sample from fixing point;

- dynamic load with 50 kg soft body impact and energy of 600 J (0,50 kN times drop height of 1,20 m);
- dynamic load with 50 kg soft body impact and energy of 150 J (0,50 kN times drop height of 0,30 m).

Environmental conditions at the time of testing

Room temperature	22 ± 2 °C
Relative humidity	45 ± 5 %



Test results

Horizontal static load

The load was applied at two symmetrical points, a quarter and three-quarters of the way along the upper edge of the glass, whilst deformation was measured halfway along the overall length.

Applied load (clause 2.2.1.2 of standard NF P01-013) [kN]	Deformation whilst loaded at the handrail midpoint [mm]	Permanent set at the handrail midpoint [mm]	Maximum allowable permanent set "a"
1,30	65	1,59	8
2,21	112	3,99	8
PASS permanent set at the handrail midpoint $\leq a$			



Sample photograph while testing




50 kg soft body impact (NF P01-013:1988)

Impact area	Drop height [m]	Energy [J]	Result
centre of the glass	1,2	600	no damage*
midpoint of the upper edge of the glass	1,2	600	no damage*

(*) No falling fragments that could cause personal injury were found below.

No gaps were formed between the bars of sufficient size to allow the passage of the gauge specified in figure 7 of standard NF P01-013:1988.

No sample performance loss was witnessed.



**Sample photograph after impact
at the centre of the glass**



**Sample photograph after impact
at the midpoint of the upper edge of the glass**

Dynamic load with 50 kg soft body according to standard UNI 10807:1999

Impact area	Drop height [m]	Energy [J]	Result
centre of the glass	0,3	150	no sample performance loss was witnessed
midpoint of the upper edge of the glass	0,3	150	no sample performance loss was witnessed



Findings

In accordance with the test performed, the results obtained and the provisions of standard NF P01-013:1988, the test sample made up of an aluminum and glass railing, called "C50 - HANDRAIL SYSTEM MADE OF GLASS AND ALUMINUM", submitted by the company **EMPRESAS CARBONE ve PVC SAN. ve TIC.LTD.ŞTİ** Mermerciler San. Sit. 7.Cad. No:6 - BEYLİKDÜZÜ / İSTANBUL - Türkiye, results

Test	Use	Outcome
horizontal static load	public	compliant
dynamic impact with 50 kg soft body	//	compliant

In accordance with the test performed, the results obtained and the provisions of standard UNI 10807:1999, the test sample made up of an aluminum and glass railing, called "C50 - HANDRAIL SYSTEM MADE OF GLASS AND ALUMINUM", submitted by the company **EMPRESAS CARBONE ve PVC SAN. ve TIC.LTD.ŞTİ** Mermerciler San. Sit. 7.Cad. No:6 - BEYLİKDÜZÜ / İSTANBUL - Türkiye, results

Test	Use	Outcome
dynamic impact with 50 kg soft body	public	compliant

The results given refer exclusively to the test sample itself and are only valid under the same conditions in which testing was carried out.

This test report alone shall not be considered a certificate of conformity.

Test Technician
(Geom. Roberto Porta)

Head of Security
and Safety Laboratory
(Geom. Roberto Porta)

Managing Director
L'AMMINISTRATORE DELEGATO
Rag. Angelini Cav. Rosalba



(Handwritten signatures of Test Technician and Head of Security and Safety Laboratory)

(Handwritten signature of Managing Director)