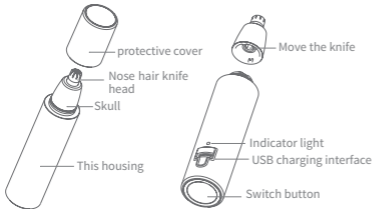


# decakila

KMHR003W  
NOSE TRIMMER



# NAME OF EACH PARTCH



## Accessories



USB power cable



Brush

# CHARGING METHOD

- When the machine cannot be started or the power is low, it indicates that the power is insufficient and needs to be charged.
- Turn the switch to off state and turn on its USB charging interface at the bottom of the body to prevent water soft rubber cover, USB power cord tail plug into the body, and then insert the other end into 5V power supply.
- Charge for about 10 hours. During the charging process, the red light will always be on and fully charged after that, the green light is always on, and it can be used for about 45 minutes after charging.





## WARNING

Do not use wet hands to pull the power adapter out of the socket. Otherwise it will be easy to get electric shock.

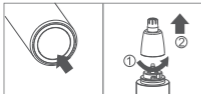
After the purchase of the flat use or more than half a year has not been used, please charge for 8 hours (to stimulate the activity of the rechargeable battery). If charged when the battery is fully discharged, the charging indicator may not be on immediately, and it will be normal after a few minutes of continuous charging.

## AFTER CHARGING

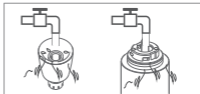
- Unplug the USB power cord from the 5V power supply.
- Unplug the connector from the fuselage.
  - Please pull out the connection plug by hand. It is possible to pull the wire part damage to the power adapter may occur.
- Long time continuous charging ( $\leq 12$ hours) should be avoided as far as possible shorten battery life.



# TO TRIM YOUR NOSE AND EAR HAIR



1. Turn off the power first.  
• Rotate the head counter clockwise  
• Pull the cover up.



2. The fuselage can be washed as a whole, and the head and fuselage can be washed separately before washing and flushing, make sure the bottom USB waterproof soft rubber cover has been covered to prevent water from USB port into the body.

# MATTERS NEEDING ATTENTION

Please do not use [gasoline][alcohol][Tianna water] to clean the fuselage.

- Will cause the fuselage to change color.  
Use diluted soapy water to wipe the fuselage.
- Do not use this product in the bathroom.
- The indoor temperature should not be lower than 0°C or higher than 40 °C medium charge.



Prohibit



# SPECIFICATION PARAMETERS

Working voltage: 1.2V	Charging time: 10h
Working current: 0.3A	Input: 5V $\Rightarrow$ 600mA
Speed: 8500 $\pm$ 200rpm	Output: 600mA
Specified voltage: 1.2V	Power: 2W





# decakila



decakila



decakila

Made in China Jiangsu China. 2021.D02

[www.decakila.com](http://www.decakila.com) Global Links Technology Co. Pte. Ltd.